

VERSATILE WORKHORSE

Digital Inverter R32



Symbol photo



Highlights

- Compact, light & quiet
- Optimal ratio of power to installation surface
- Twin-rotary compressor

Digital Inverter outdoor unit for RAV single-room systems with refrigerant R32 for cooling or heating with a wide performance spectrum. Available in six power levels from 2.5 to 12.0 kW.



Performance

- Suitable for 24/7 continual operation
- Very good energy efficiency values (up to A+++)
- SEER values up to 6.34 possible depending on the combination
- SCOP values up to 4.60 possible depending on the combination
- Exceptionally high efficiency in the partial load range
- Controls at the lowest, min. capacities
- Corresponds to the ECODSIGN Lot 10 Directive



Flexibility









- Max. pipe lengths up to 50 m
- Max. height differences up to 30 m
- Flexible control options
- Wide operating temperature range from -15 to +46 °C



Technical details

- Direct current hybrid inverter technology
- All units 1-phase, 230 V available
- Power capacities of 10 & 12 kW; alternative 3-phase, 400V available
- Inspection window simplifies maintenance
- Kit available for noise reduction & power limitation
- Night Operation setting
- Save Operation setting for requirement limitation of 50% to 100%

Digital Inverter R32

Technical data			RAV-GM1601ATP-E
Cooling capacity	kW		14,00
Outdoor temperature operating range (min.-max.)	°C		-15/+46
Heating capacity	kW		16,00
Outdoor temperature operating range (min.-max.)	°C		-15/+15
Sound pressure level (low/med/high)	dB(A)		53
Sound pressure level (low/med/high)	dB(A)		55
Sound pressure level (night operation)	dB(A)		48/50
Sound power level	dB(A)		70
Sound power level	dB(A)		72
Suction gas pipe diameter	mm (inch)		15,9 (5/8)
Liquid pipe diameter	mm (inch)		9,5 (3/8)
Pipe length (min.)	m		5
Pipe length (max.)	m		50
Height difference (max.)	m		30
Power supply	V/Ph+N/Hz		220-240/1N/50
Compressor type			Twin-Rotary
Refrigerant			R32
Pre-charged up to	m		30
Dimensions (HxWxD)	mm		1340 x 900 x 320
Weight	kg		95

 Cooling  Heating

The measuring conditions for this product can be found at <http://www.toshiba-klima.at/en/measuring-conditions.html>



Energy Label: Energy label **A+ to A+++**, indicates the power consumption and energy efficiency class.



ErP Ecodesign: All criteria of **ECODESIGN**-guideline are fulfilled and confirm highest system efficiency.



Hybrid inverter control: Smooth capacity regulation.



Rotary compressor: Reliability and high efficiency.



Twin rotary compressor: Long-lasting, smoothly running and highest efficiency.



R410A: Used refrigerant: R410A.



R32: Used refrigerant: R32.



Wifi ready: Optional control of the system via a smartphone.



KNX: Optional KNX bus connection.



Dust filter: Washable filter against coarse contamination.



IAQ filter: Fine mesh filter with natural substances.



Active carbon-catechin filter: Cleansing filter with enzymes from green tea.



Plasma filter: Pure Mode: Electrostatic filter system.



Air ionizer: Negative ions cover polluted particles in the air. Dust, pollen and smoke are neutralized.



Self-cleaning function: Usage of condensate water for cleaning.



Auto Mode: Automatic selection between cooling and heating.



HI POWER: Particularly strong airflow for quickly reaching the requested temperature.



Auto diagnostic: Check of system for flawless operation.



Eco Mode: Energy saving function.



Quiet Mode: Particularly low noise level - whispering mode.



Comfort Sleep: Gradual increase of temperature by 2 °C until morning.



Power Selection: Capacity regulation and therefore power savings of up to 25, 50 or 75%.



Floor Mode: Natural floor warming effect for greater comfort.



Preset Mode: Activates individual settings at the touch of a button.



One Touch Mode: Fully automatic operation adapted to your needs.



Timer: Individual programming of on-/off times.



Off Timer: Shutdown of the unit at chosen times (30 min to 12 h).



Week Timer: Up to four settings per day and seven per week.



Automatic Restart: After a power blackout.



8 °C frost protection function: Frost protection for uninhabited rooms.



Louver: Flexible setting of louvers.



3D Airflow: 6 different airflow patterns in all directions.